
































## HeartCode® BLS Outline

Approximate course duration: 2 hours (for all required lessons); student-instructor ratio 6:1; student-manikin ratio 3:1; lesson times below are estimates and can vary from course to course

Lesson	Course event	Lesson plan actions and time estimate (in minutes)
Precourse	Precourse Preparation	
1	Course Introduction	 5
2	<b>Adult BLS</b> Part 1: Scene Safety, Assessment, and Adult Compressions Part 2: Pocket Mask Part 3: 1-Rescuer Adult BLS Part 4: Bag-Mask Device Part 5: 2-Rescuer Adult BLS	   27
3	<b>AED for Adults, Children, and Infants</b> Part 1: AED Review Part 2: AED	  10
4	<b>Special Considerations: Rescue Breathing</b>	   3
5 (optional)	High-Performance Teams Activity	     17
5A (optional)	Local Protocols Discussion	 20
6	2-Rescuer Child CPR	   7
7	<b>Infant BLS</b> Part 1: Infant Compressions Part 2: Bag-Mask Device for Infants Part 3: 2-Rescuer Infant CPR	    15
8	<b>Relief of Choking</b> Part 1: Adult and Child Choking Part 2: Infant Choking	    8

(continued)



Lesson	Course event	Lesson plan actions and time estimate (in minutes)
9	<b>Conclusion</b>	 2
10	<b>Skills Test</b> Part 1: Adult CPR and AED Skills Test Part 2: Infant CPR Skills Test	  40
11	<b>Remediation*</b>	 
Postcourse	<b>Immediately After the Course</b>	

\*Remediation time will vary depending on need and number of students.